

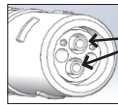


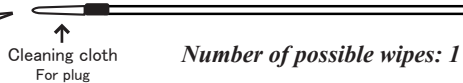
【Caution for using CLETOP Stick Type ϕ 2.0】

 Caution	<ul style="list-style-type: none">• This product is dry use only. There may remain the residue on a surface of the ferrule after cleaning when using with fluxing material. The residue may have an impact on the optical communication system.• Use only once. Dispose after using.• Avoid rude treatment of the stick, or it may cause defects on its tip.• Be sure to rotate the stick clockwise only, or contamination may be left behind.
 Prohibited	<ul style="list-style-type: none">• Do NOT use this product with fluxing material such as isopropyl alcohol, ethanol, acetone etc.• Do NOT store in direct sunlight, and avoid hot and/or humid environment as the product may become deformed.• Do NOT use the stick for any other purposes than cleaning the connector.• Do NOT press the stick with an excessive load, the cleaning cloth may be torn or the stick may scratch the ferrule endface.• Do NOT rotate the stick both clockwise and counter-clockwise

Method of Use




example of plug



Number of possible wipes: 1 use / 1 pieces

Insert the stick and the most appropriate load to press the stick is about 300-500 gf (2.9 N-4.9 N), to such an extent that the ferrule set in the sleeve is a little pressed down.
Rotate the stick clockwise 3-5 times while pressing it with the above mentioned load.

*In order to make it easier to distinguish the CLETOP Stick ϕ 2.0mm from the CLETOP Stick ϕ 2.5mm, a blue round sticker is put on the package of the CLETOP Stick ϕ 2.0mm as shown below.



* CLETOP is a trademark of NTT Advanced Technology Corporation.

Contact information for inquiries

NTT Advanced Technology Corporation

http://www.ntt-at.com/product/optical_cleaner

