

【Caution for using CLETOP STICK (2mm/2.5mm)】



CAUTION

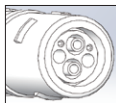
- This product is designed to be used dry. Use of a solvent may leave residue on the ferrule causing detrimental effects on the transmission.
- Use only once.
- Handle with care to avoid damaging the tips. Some stains may not be removable.
- Rotate only in one direction. Reversing the rotation will more likely leave contaminants.
- Discard after use according to local regulations.



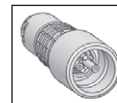
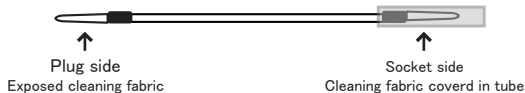
Prohibited

- Do not use solvents such as ethanol.
- Do not store in direct sunlight, high temperature or high humidity. It may cause CLETOP STICK to warp.
- Do not use this product other than for cleaning optical connector.
- Do not use excessive pressure while wiping; it can tear the cleaning fabric at the tip resulting in gauged optic surface
- Do not rotate in reverse direction.

Method of Use



Plug



Socket

Push a CLETOP STICK straight into the cavity with no more than one pound (3 to 5 Newton) of force. Rotate the CLETOP STICK only in one direction 3 to 5 turns. Do not rotate in reverse direction.

* CLETOP is a trademark of NTT Advanced Technology Corporation.

Use only once. Discard after a single application.

Contact:

NTT Advanced Technology Corporation

http://www.ntt-at.com/product/optical_cleaner

